

TDS  
Technical Data Sheet

Release Date  
10 2023



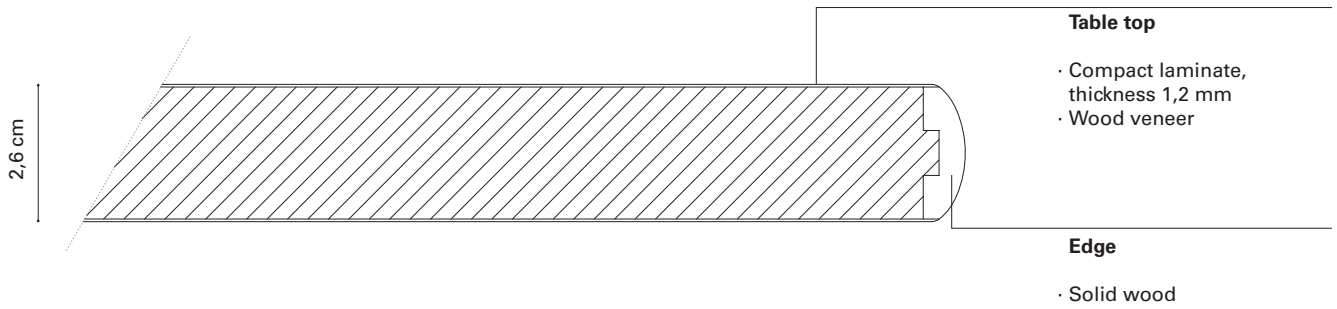
The Easy system is designed to meet the multiple needs of the office through a selection of basic shapes and special geometries that permit a variety of compositional possibilities.

The meeting tables, in natural wood or compact grade laminate, present two different types of solid wood edges: rounded and bevelled.

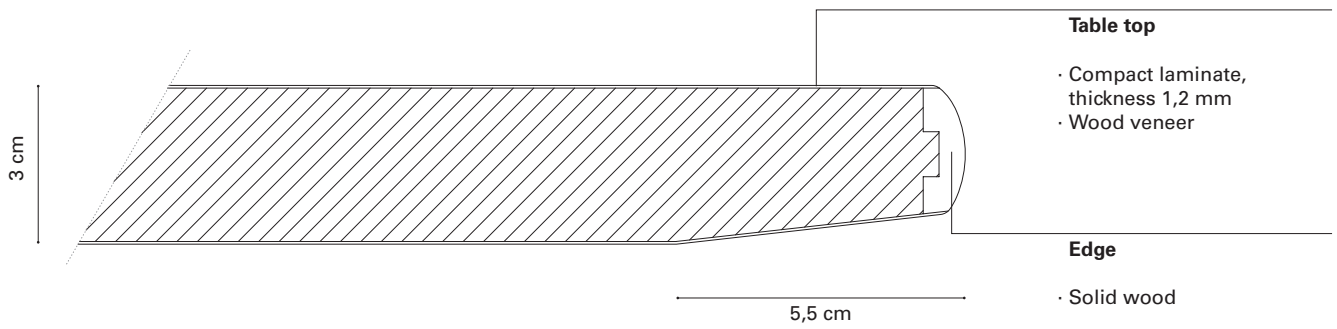
The vertical support for the tops is composed by a leg consisting of a steel floorplate with a lenticular section and a steel column with a conical section in the lower portion.

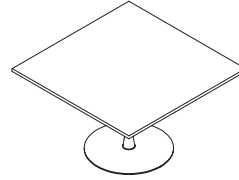
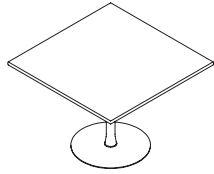
The aluminium tracks ensure high performance in terms of safety and stability of both the workstations and the round, square, and elliptical meeting tables. The central column can also serve as a cable riser, with access by means of a hatch installed flush with the top.

B EDGE



C EDGE






---

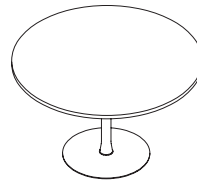

 MEETING TABLES -  
 B TYPE EDGE

**Square tables composed of  
n.1 table top (Q EM 100 BQ)  
and n.1 leg (Q EM R 55P)**

100×100×H72 cm  
Q BM 100 Q ..

**Square tables composed of  
n.1 table top (Q EM 120 BQ)  
and n.1 leg (Q EM R 65P)**

120×120×H72 cm  
Q BM 120 Q ..



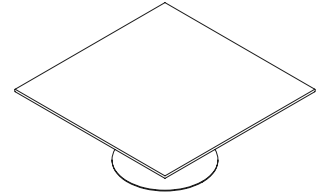
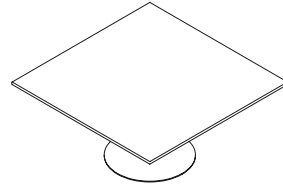
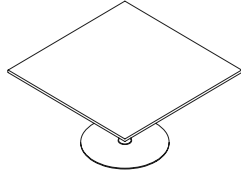

---

**Round tables composed of  
n.1 table top (Q EM 090 BR)  
and n.1 leg (Q EM R 50P)**

90×90×H72 cm  
Q BM 090 R ..

**Round tables composed of  
n.1 table top (Q EM 120 BR)  
and n.1 leg (Q EM R 55P)**

120×120×H72 cm  
Q BM 120 R ..



MEETING TABLES -  
C TYPE EDGE

**Square tables composed of  
n.1 table top (Q EM 140 CQ)  
and n.1 leg (Q EM R 75P)**

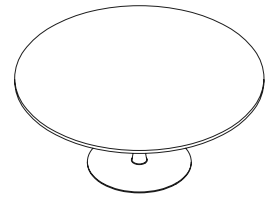
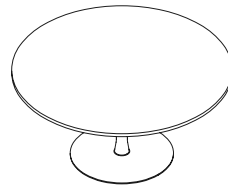
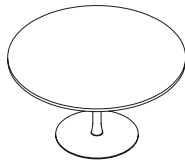
140x140xH72 cm  
Q CM 140 Q ..

**TSquare tables composed of  
n.1 table top (Q EM 160 CQ)  
and n.1 leg (Q EM R 75P)**

160x160xH72 cm  
Q CM 160 Q ..

**Square tables composed of  
n.1 table top (Q EM 180 CQ)  
and n.1 leg (Q EM R 320 P)**

180x180xH72 cm  
Q CM 180 Q ..



**Round tables composed of  
n.1 table top (Q EM 140 CR)  
and n.1 leg (Q EM R 65P)**

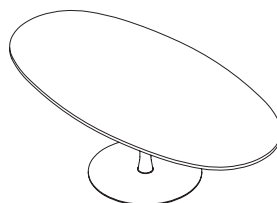
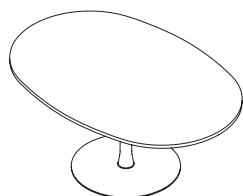
140x140xH72 cm  
Q CM 140 R ..

**Round tables composed of  
n.1 table top (Q EM 160 CR)  
and n.1 leg (Q EM R 75P))**

160x160xH72 cm  
Q CM 160 R ..

**Round tables composed of  
n.1 table top (Q EM 180 CR)  
and n.1 leg (Q EM R 75P)**

180x180xH72 cm  
Q CM 180 R ..



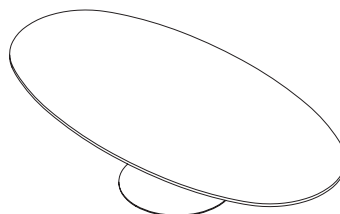
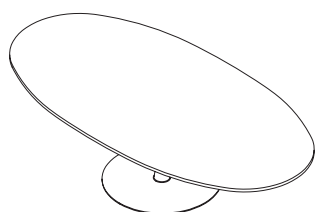
MEETING TABLES -  
C TYPE EDGE

**Elliptical tables composed of  
n.1 table top (Q EM 180 120 CE)  
and n.1 leg (Q EM R 75P)**

180x120xH72 cm  
Q CM 180 120 E ..

**Elliptical tables composed of  
n.1 table top (Q EM 240 120 CE)  
and n.1 leg (Q EM R 240)**

240x120xH72 cm  
Q CM 240 120 E ..

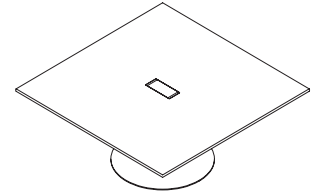
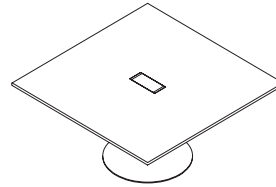
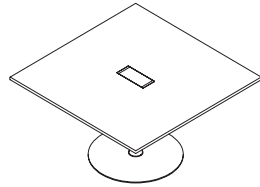


**Elliptical tables composed of  
n.1 table top (Q EM 280 140 CE)  
and n.1 leg (Q EM R 320)**

280x120xH72 cm  
Q CM 280 140 E ..

**Elliptical tables composed of  
n.1 table top (Q EM 320 160 CE)  
and n.1 leg (Q EM R 320)**

320x160xH72 cm  
Q CM 320 160 E ..



MEETING TABLES  
PRE-ARRANGED  
FOR ELECTRIFICATION

**Square tables composed of**  
n.1 table top (Q EM 140 CQ W),  
n.1 leg (Q EM R 75P W)  
e n.1 flip access door (P D P CAB Z06)

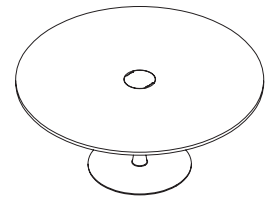
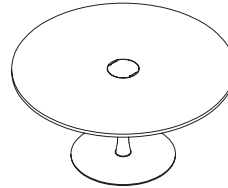
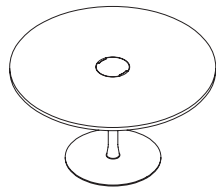
140x140xH72 cm  
Q CM 140 Q W ..

**Square tables composed of**  
n.1 table top (Q EM 160 CQ W),  
n.1 leg (Q EM R 75P W)  
e n.1 flip access door (P D P CAB Z06)

160x160xH72 cm  
Q CM 160 Q W ..

**Square tables composed of**  
n.1 table top (Q EM 180 CQ W),  
n.1 leg (Q EM R 320P W)  
e n.1 flip access door (P D P CAB Z06)

180x180xH72 cm  
Q CM 180 Q W ..



**Round tables composed of**  
n.1 table top(Q EM 140 CR W),  
n.1 leg (Q EM R 65P W),  
n.1 flip access door (P D P CAB Z01)

140x140xH72 cm  
Q CM 140 R W ..

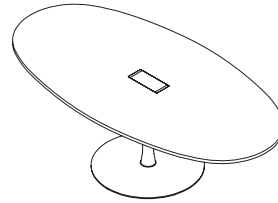
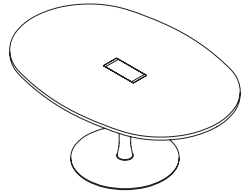
**Round tables composed of**  
n.1 table top (Q EM 160 CR W),  
n.1 leg (Q EM R 75P W),  
n.1 flip access door (P D P CAB Z01)

160x160xH72 cm  
Q CM 160 R W ..

**Round tables composed of**  
n.1 table top(Q EM 180 CR W),  
n.1 leg (Q EM R 75P W),  
n.1 flip access door (P DP CAB Z01)

180x180xH72 cm  
Q CM 180 R W ..





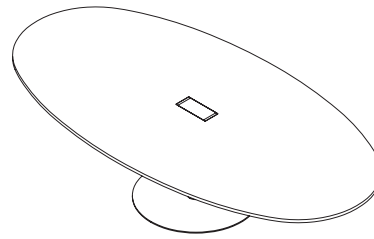
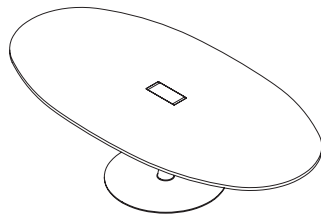
MEETING TABLES  
PRE-ARRANGED  
FOR ELECTRIFICATION -  
C TYPE EDGE

**Elliptical tables composed of**  
n.1 table top (Q EM 180 120 CE W),  
n.1 leg (Q EM R 75P W),  
n.1 flip access door (P D P CAB Z06)

180x120xH72 cm  
Q CM 180 120 E W.. ..

**Elliptical tables composed of**  
n.1 table top (Q EM 240 120 CE W),  
n.1 leg (Q EM R 240 W),  
n.1 flip access door (P D P CAB Z06)

240x120xH72 cm  
Q CM 240 120 E W ..



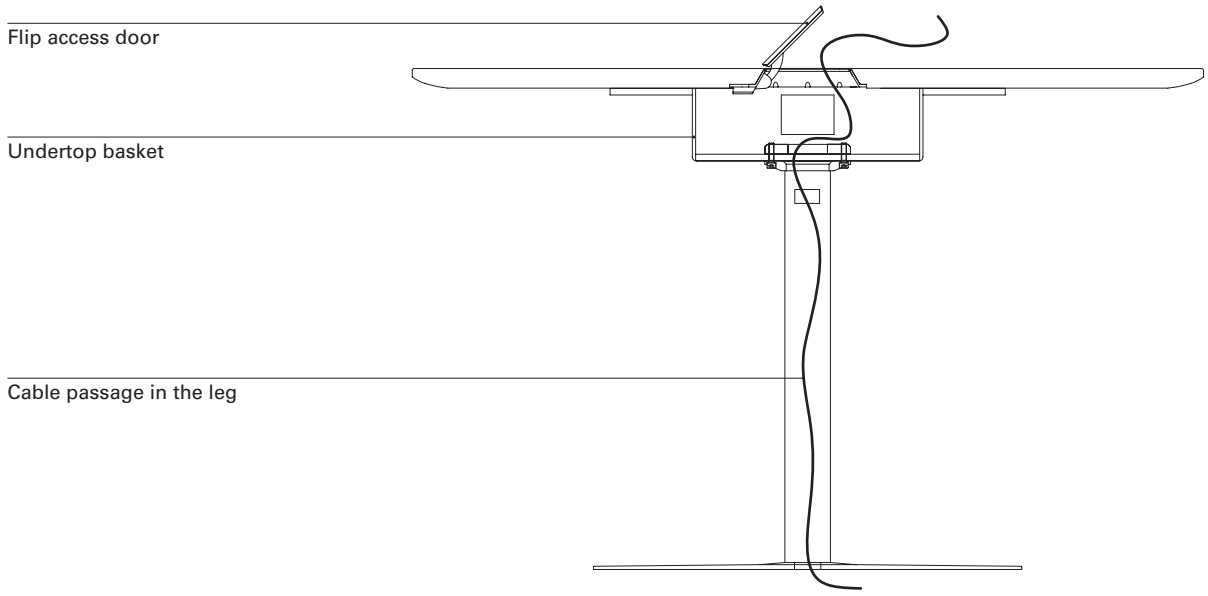
**Elliptical tables composed of**  
n.1 table top (Q EM 280 140 CE W),  
n.1 leg (Q EM R 320 W),  
n.1 flip access door (P D P CAB Z06)

280x140xH72 cm  
Q CM 280 140 E W..

**Elliptical tables composed of**  
n.1 table top (Q EM 320 160 CE W),  
n.1 leg (Q EM R 320P W),  
n.1 flip access door (P D P CAB Z06)

320x160xH72 cm  
Q CM 320 160 E W..

SECTION TABLES PRE-ARRANGED FOR ELECTRIFICATION







ISO 9001



ISO 14001

UniFor has management system certified according to UNI EN ISO 9001 and UNI EN ISO 14001. The products are in conformance with the Italian decree law DLGS 81:2008 and with all of the principal regulations applicable to the various types of products.

The products described in this catalog are made with class E1 materials (low formaldehyde content) and are Greenguard® certified.